

REPORT TO: Safer Halton Policy and Performance Board

DATE: 23 September 2008

REPORTING OFFICER: Strategic Director, Corporate and Policy

SUBJECT: Local Area Agreement and Community Strategy Progress 2007/2008

WARDS: Boroughwide

1.0 PURPOSE OF THE REPORT

1.1 To advise on progress towards targets set in the Community Strategy and 2007 Local Area Agreement.

2.0 RECOMMENDED: That the Policy and Performance Board:

- (1) receives the progress report; and**
- (2) identifies any areas of concern where further information should be requested for a future meeting of the Board.**

3.0 SUPPORTING INFORMATION

3.1 The Council and its partners adopted a revised Community Strategy in April 2006. The Strategy contained targets for its key objectives for the period 2006 to 2011. These targets were subsequently incorporated into the 2007 Local Area Agreement.

3.2 Appendix 1 to this report summarises progress in 2007/8 and indicates the likelihood of achieving the Local Area Agreement and Community Strategy targets as they relate to the interests of this Policy and Performance Board. It presents an opportunity to reflect on progress made by the council and its partnerships. Where targets appear unlikely to be achieved, the board may, if it has not already done so, wish to request further information on the steps being taken to address under-performance. It may be appropriate to do this jointly with partners or the relevant specialist strategic partnership (SSP).

4.0 FUTURE REPORTING

4.1 Members are aware that the 2007 Local Area Agreement has now been replaced by a revised Agreement signed by Ministers in June 2008. The LAA 2008 incorporates just 32 indicators plus 16 statutory Children and Early Years indicators. Targets for these 48 indicators were agreed with Government and will be the basis for performance monitoring of Halton. It was chosen not to include additional local indicators in the LAA on the grounds that our Community Strategy already sets out our priorities and

targets for Halton, and we will continue to monitor progress in delivering the Community Strategy locally.

- 4.2 For 2008/09 onwards, we will therefore be reporting progress on both the new Local Area Agreement and the Community Strategy. This will form the basis for the area assessment by the Audit Commission as part of the new comprehensive area assessment.

5.0 POLICY IMPLICATIONS

- 5.1 The delivery of the Community Strategy is the central plank of our Policy Framework.

6.0 OTHER IMPLICATIONS

- 6.1 Achievement of our Community Strategy targets has direct implications for our Comprehensive Area Assessment. Further consideration of any areas of under-performance may give rise to other implications for the Council.

7.0 IMPLICATIONS FOR THE COUNCIL'S PRIORITIES

- 7.1 This report deals directly with progress on delivering one of our five priorities.

8.0 RISK ANALYSIS

The key risk is failure to improve the quality of life for residents in Halton in accordance with the objectives of our Community Strategy. This risk can be mitigated by regular reporting of performance and reviewing the action being taken where under-performance occurs.




9.0 EQUALITY AND DIVERSITY ISSUES


One of the guiding principles of the Community Strategy is to reduce inequalities in Halton.

10.0 LIST OF BACKGROUND PAPERS UNDER SECTION 100D OF THE LOCAL GOVERNMENT ACT 1972


Document	Place of Inspection	Contact Officer
Community Strategy 2006 – 2011)	
) 2 nd Floor	Rob MacKenzie
Local Area Agreement 2007) Municipal Building	0151 471 7416
)	
Local Area Agreement 2008)	


Performance Summary – A Safer Halton

Total		30		5		6
--------------	---	-----------	---	----------	---	----------

 <p>Green Target likely to be achieved / exceeded</p>	Measure	Page
	Recorded crime	3
	Gap between Halton and the worst wards (crimes per 1000 population)	4
	Violent crime rates from serious wounding and common assault	5
	Criminal damage	6
	Burglary from dwellings	7
	Thefts of vehicles	8
	Thefts from vehicles	9
	Reduce the level of offending by Prolific and Priority Offenders	10
	Number of individuals in treatment	14
	Retention rate in treatment for 12 weeks	15
	Number of young people with a substance misuse problem choosing to have treatment	16
	Number of young people and their families accessing specialist support services	17
	Informed about what is being done to tackle anti-social behaviour	19
	Parents in their area do not take responsibility for the behaviour of their children	20
	ASB incidents recorded by police	23
	People who have engaged in formal volunteering over the past year	28
	Number of residents satisfied with local parks and open spaces	30
	Vehicles removed 24 hours from the point where the local authority is legally entitled to remove the vehicle	31
	Number incidents of offensive graffiti	32
	Residents reporting an increase in satisfaction with their neighbourhoods	34
	Satisfaction with cleanliness levels	35
	Incidents of vehicle arson to non-derelect vehicles	36
	Fly tipping cases	37
Deliberate property fires	38	
Number of accidental dwelling fires	40	
Number of victims of domestic abuse accessing support	41	
Domestic violence perpetrators where a crime has been committed	42	
Numbers of domestic abuse reported to the police	43	
Incidents of domestic abuse which result in sanctioned detections	44	

	Number of repeat victims of domestic abuse reported annually to the police	45
--	--	----

 <p>Amber Uncertain whether target will be hot or exceeded</p>	Measure	Page
	Proportion subject to ISSP completing their order	13
	% of people who feel that people in their area treat them with respect and consideration	21
	Number of parks and green spaces with green flag award	29
	Detritus and litter density	33
	Number of accidental fire related deaths	39
	Household waste sent to landfill	48
	Municipal waste recycled or composted	49

 <p>Red Target unlikely to be achieved</p>	Measure	Page
	YOT rate	12
	Local drug dealing or use as a problem	18
	Perception of anti-social behaviour	22
	Perception of safety after dark	24
	Residents who feel they can influence decisions affecting their local area	25
	People who feel that their local area is a place where people from different backgrounds get on well together	27